

How BCWS can help

If you suspect that you may have an improper connection to the sanitary sewer system, please contact BCWS at (513) 887-3686. We can determine if your connection to the sanitary sewer has been installed properly.


If an improper connection is discovered, you may be eligible to take advantage of BCWS's voluntary **Stormwater Elimination Reimbursement Program**. BCWS will reimburse eligible repair item costs up to \$1,000 per residence, plus an additional 50% of any eligible repair item construction charges exceeding \$1,000. BCWS will reimburse up to a maximum of \$3,000 per residence based upon the annual program budget.

The program will cover, but is not limited to, the following repair items:

- Lateral replacement
- Lateral spot repair
- Lateral relining
- Sump or sump pump disconnection and redirection/relocation
- Footer /roof drain disconnection and redirection/relocation
- Swimming pool drain disconnection and redirection/relocation
- Driveway/yard drain redirection/relocation

For more information regarding the Stormwater Elimination Reimbursement Program, please contact BCWS at (513) 887-3686.

Butler County Water and Sewer Department
130 High Street
Hamilton, Ohio 45011
www.butlercountyws.org



STORMWATER ELIMINATION REIMBURSEMENT PROGRAM



Butler County
Water and Sewer Department
130 High Street
Hamilton, Ohio 45011
www.butlercountyws.org

Butler County Commissioners
Donald L. Dixon
Gregory V. Jolivet
Charles R. Furmon

STORMWATER ELIMINATION REIMBURSEMENT PROGRAM

THE PROBLEM

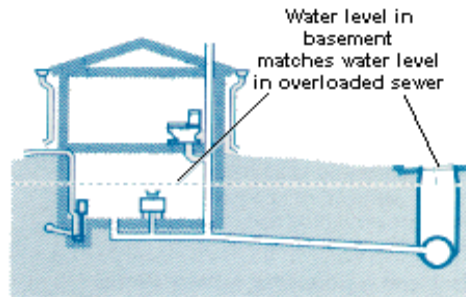
During periods of heavy rain, stormwater inflow and infiltration can overload the sanitary sewer system.

- Inflow is water that is introduced into the sanitary sewer system through improper connections such as roof downspouts and sump pumps.
- Infiltration is ground water that enters the sanitary sewer system due to leaks in manholes or pipes.

Inflow and infiltration are clean water and should be discharged to storm sewers or drainage ditches. Too much inflow and infiltration into the sanitary sewer system can cause sewer backups, overflows, and, in extreme cases, basement flooding.

Basement Flooding

When the sanitary sewers were overloaded, the water level in the manholes and the sewers rises. When it rises above the level of the basement floor, the sewers can back up and flood the basement.



An 8-inch sanitary sewer can handle domestic wastewater flow from approximately 200 homes. However, when it rains, the same 8-inch sanitary sewer may become overloaded by just 8 sump pumps operating at full capacity or 6 homes with downspouts connected to the sewer.

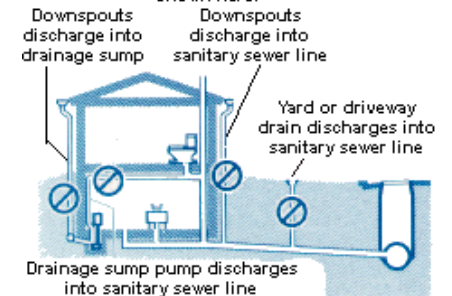
When clean water enters the sanitary sewer system, it is moved and treated like sanitary waste. Unfortunately, this additional flow can result in needless oversizing of the wastewater treatment and wastewater collection infrastructure. Oversizing to address inappropriate sewer discharges inflates BCWS's capital improvement budget which may increase customer rates.

THE SOLUTION

One of the best ways to eliminate inflow into the sanitary sewer system is to disconnect improper connections. An improper connection permits water from sources other than sanitary fixtures and floor drains to enter the sanitary sewer system. The most common types of improper connections include downspouts, sump pumps, foundation drains, window well drains and yard drains. The sketches below show the difference between correct connections and improper connections.

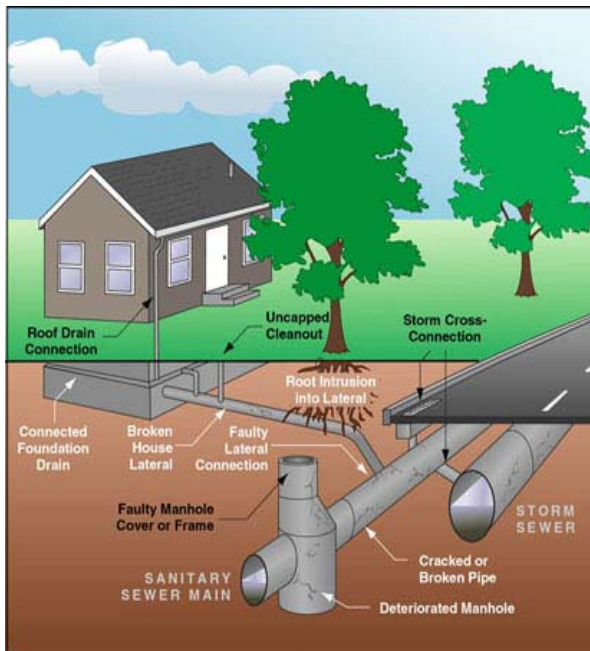
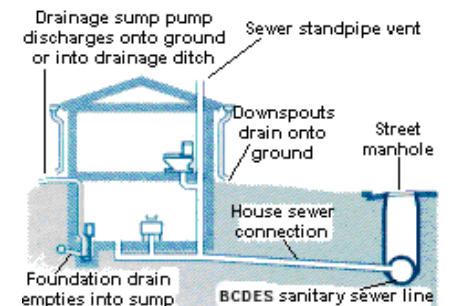
Improper Connections

All water from rainstorms and underground seepage should be discharged onto the ground or into a drainage ditch. Some of the common improper connections are shown here.



Correct Connections

All water from rainstorms and underground seepage should be discharged onto the ground or into a drainage ditch.



Key:

- ← Inflow Source
- ← Infiltration Source